











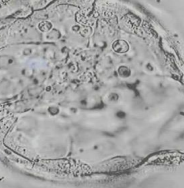


Inner Cell Mass (ICM)	<b>A</b> <i>Numerous and tightly packed</i>	<b>B</b> <i>Several and loosely packed cells</i>	<b>C</b> <i>Few cells</i>
Trophectoderm (TE)	<b>A</b> <i>Many tightly packed cells organised into epithelium</i>	<b>B</b> <i>Several cells organised into loose epithelium</i>	<b>C</b> <i>Few cells</i>
<b>Morula</b>			
<b>Early Blastocyst</b>			
<b>Blastocyst</b>			
<b>Expanded Blastocyst</b>			
<b>Hatching Blastocyst</b>			
<b>Fully Hatched Blastocyst</b>	